

Hartford HealthCare Amphitheater 2022 Technical Package



©KATIE SETTEL

Hartford HealthCare Amphitheater
500 Broad Street
Bridgeport, CT 06604



Table of Contents

Contact Information	3
Venue Map	4
Local Area Information	5
Directions to Venue	6
Technical Information	7
Seating Information	12
Stage Diagram	13
Rigging Information	14
Show Grid	15
Backstage Information	16
Backstage Layout	17

Contact Information

Booking

Jeremy Koplik, Live Nation, 203-253-6492
JeremyKoplik@LiveNation.com

General Manager

Andy Nunn, Hartford HealthCare Amphitheater, 203-394-8072
ANunn@HartfordHealthCareAmp.com

Mike Andrews, Live Nation, 203-410-4298
MichaelAndrews@LiveNation.com

Accounting/Settlement

Dawn Culhane
Dculhane@HartfordHealthCareAmp.com

Ticketing

Brianne Tompkins
BTompkins@HartfordHealthCareAmp.com

Marketing

Elizabeth Sousa, Hartford HealthCare Amphitheater, 203-641-5582
Esousa@HartfordHealthCareAmp.com

Alyse Goodman, Hartford Healthcare Amphitheater
AGoodman@HartfordHealthCareAmp.com

James Bozzi, Live Nation, 203-764-0023
JamesBozzi@LiveNation.com

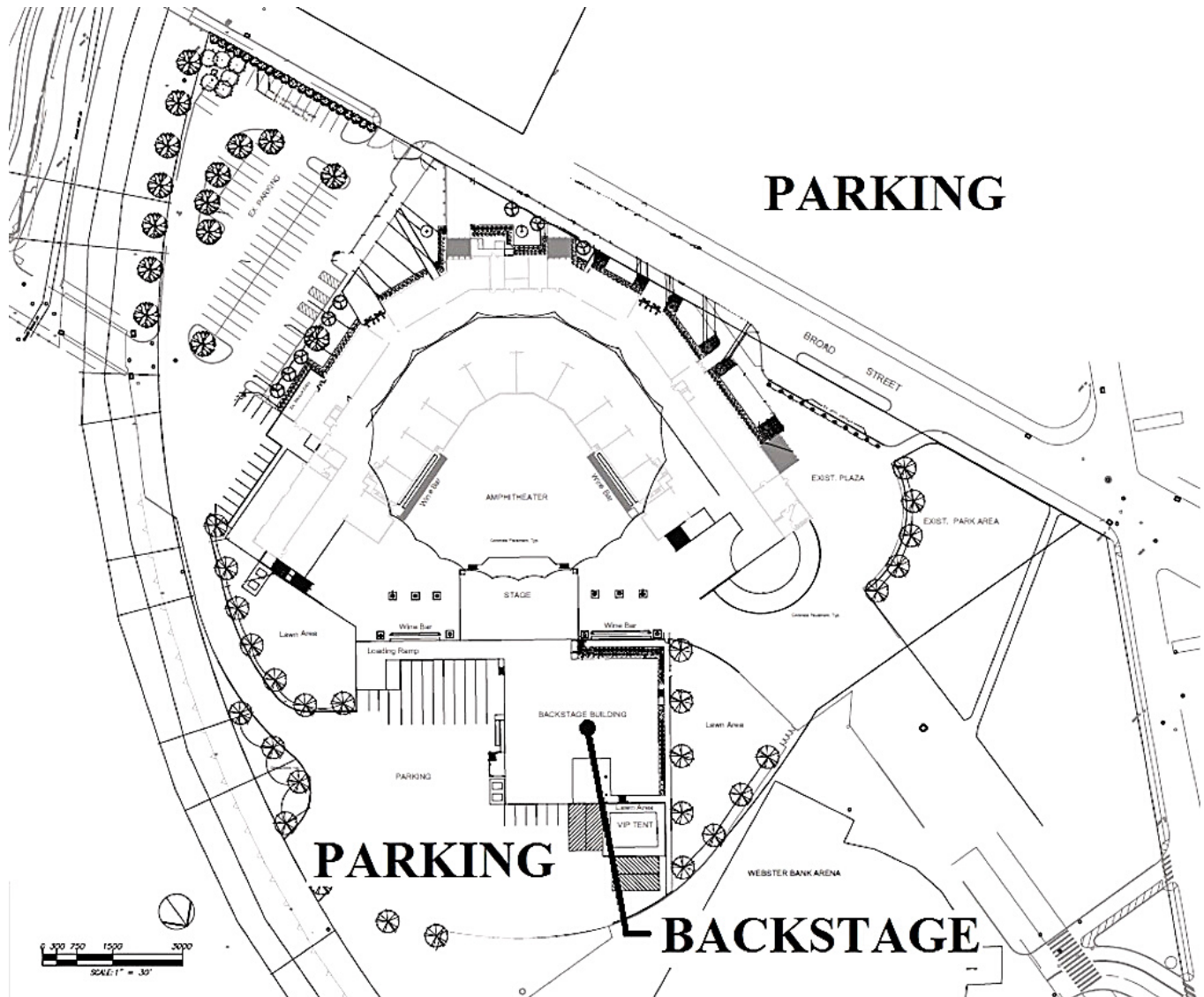
Tim Tobin, Live Nation, 518-253-9049
TimTobin@LiveNation.com

Catering

Polo Catering
Rob, 860-726-8232
Polocatering@aol.com



Venue Map



Local Area Information

Accommodations

Hotels

Delamar Southport

275 Old Post Road
Southport, CT
203-259-2800

Trumbull Marriott

180 Hawley Lane
Trumbull, CT
203-378-1499

Travel

Airports

Sikorsky Memorial Airport

203-576-7497

Tweed New Haven

203-466-8833

Bradley International

860-292-2000

Waterbury-Oxford Airport

203-264-8010

Limousine Services

Hoyt Livery

203-966-5466

Emerald Limousine

203-395-6444

Key Restaurants

Artisan Restaurant

275 Old Post Road
Southport, CT
203-307-4222

Ralph 'n' Rich's

815 Main Street
Bridgeport, CT
203-366-3597

Pepe's Pizza

238 Commerce Drive
Fairfield, CT
203-333-3737

Little Pub- Stratford

10 Washington Pkwy
Stratford, CT
203-612-7523

Trattoria 'A Vucchella

272 Fairfield Avenue
Bridgeport, CT
203-383-2837

Joseph's Steakhouse

360 Fairfield Avenue
Bridgeport, CT
203-337-9944

Little Pub- Fairfield

2133 Black Rock Tpke
Fairfield, CT
203-612-4567



Directions

From North –

VIA I95 South

Take Interstate 95 South to Exit 27B. Turn left onto Lafayette Blvd. Turn left onto Allen Street (parking lots are located here). Turn left onto Broad Street. Destination is on your right.

VIA Routes 8/15/25 South

Take exit 1 onto Myrtle Avenue. Turn left onto South Frontage Road. Turn right onto Lafayette Blvd. Turn left onto Allen Street (parking lots are located here). Turn left onto Broad Street. Destination is on your right.

From South –

VIA 195 North

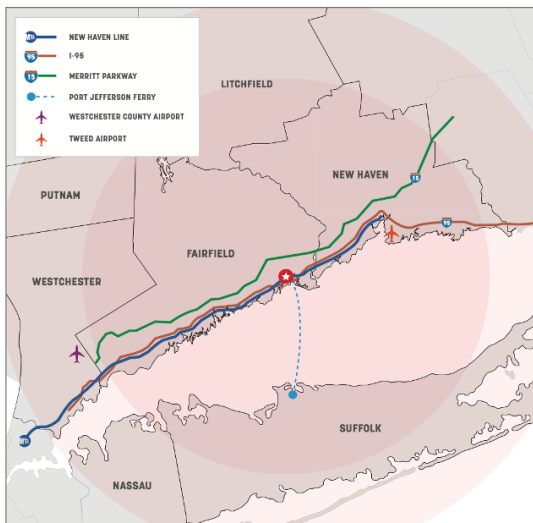
Take Interstate 95 North to Exit .27 toward Lafayette Blvd/ Harbor Yard. Turn right onto Lafayette Blvd. Turn left onto Allen Street (parking lots are located here). Turn left onto Broad Street. Destination is on your right.

VIA Route 15 North

Take Exit 49S to CT-25S toward Bridgeport. Take exit 1 onto Myrtle Avenue. Turn left onto South Frontage Road. Turn right onto Lafayette Blvd. Turn left onto Allen Street (parking lots are located here). Turn left onto Broad Street. Destination is on your right.

Loading Dock and Tour Bus Parking-

Please proceed to the gated lot to the right of the venue (just past the box office). Drive around the back of the building, loading dock and bus parking is located near the Red Barn.



Technical Information

STAGE:

Main Stage – 64'w X 56'd X 5'h

SL wing – 17'w X 40'd X 5'h

SR wing – 17'w X 40'd X 5'h

Also 98'w X 17'd X 5'h space behind upstage blackout

All the above are connected, flat, level, solid concrete

MIX POSITION

Centered on house & stage 116' from DSE

27' wide X 18' deep

CABLING

18" PVC runs from DSL and DSR are 175' to FOH mix

CAT6, SDI, and fiber ties are available at SL, SR, USC, LOADING DOCK, FRONT SL, FOH, and SPOT BOOTH

Detail ties connect back to CONTROL ROOM (located backstage SL) to be patched into system or any box location

FIBER

Single mode 6 strand fiber in several positions for Video Broadcast with LC connectors

STAGE POWER – All 3 phase w/Camlocks

USL - (1) 400 amp + (1) 200 amp + (1) 100 amp panels

USR - (2) 400 amp + (1) 200 amp panels

LOADING DOCK (covered)

USL – 75'w (8 trucks) X 14'd at truck height

Stage access - USL roll up door 16'w X 10'h

BUS PARKING / POWER

(8) Bus spaces with 50amp shore power (NEMA 14-50R), 20 amp courtesy plugs, water spickets, and IT connections

Additional bus & truck parking available backstage

Technical Information (cont'd)

DRESSING ROOMS

(6) rooms USC (see details & map pages 16 & 17)
(1) Star Suite (see details & map pages 16 & 17)

PRODUCTION OFFICES

(4) rooms USC (see details & map pages 16 & 17)

CATERING

Indoor dining room seats 60
Outdoor patio seats 20

HOUSE VIDEO SYSTEM

AV control room is located backstage off loading dock. CAT 6 Tie in(s) located USL.

Video Panels

32 x 23 6mm 4K Digital Projection Inc Radiance series LED Video displays
6,000 NITS ultra-bright – 4 total boards left and right of the displays
Ross Carbonite 4K ready, 24 input 1 ME Production Video switcher
pro presenter video playback computer

Cameras

JVC broadcast 4k ENG grade cameras for IMAG – 1 at FOH and 2 roaming off DSE/on stage

HOUSE AUDIO DELAYS/FILLS

Example: 4 clusters of d&b audiotechnik line array. Each cluster consists of (1) double 18” sub and (6) 4 x 12” cabinets. Located on 4 roof columns between floor & mezzanine seating
XLR tie in(s) located at FOH

SPOTLIGHTS

(4) Lycian 2k Xenon long throws
Located in center spot basket

LOCAL CREW

I.A.T.S.E. Local #74

RESTRICTIONS

NO strict curfews
NO db limits



HHA PA Q Lights and Sound

16 – L’Acoustics K2 WST Line Source

6 – L’Acoustics Kara Modular WST (front fills)

3 – L’Acoustics LA12X Amplifier (L-NET distribution)

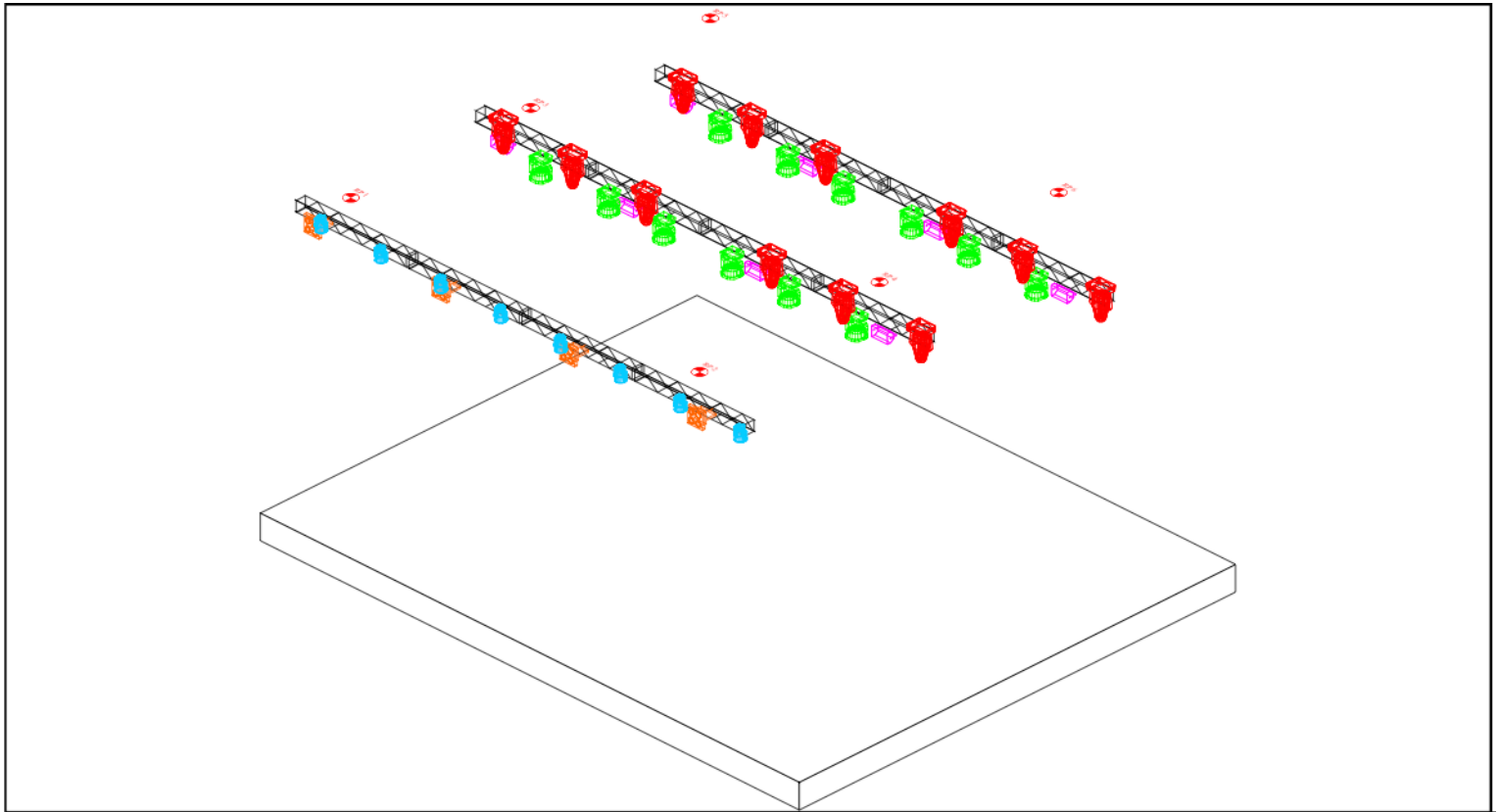
1 – PD – 110V 100 Amp Distro






8 – L’Acoustics KS28 Subwoofers

4 – L’Acoustics ARC II (off side fills, ground stacked)

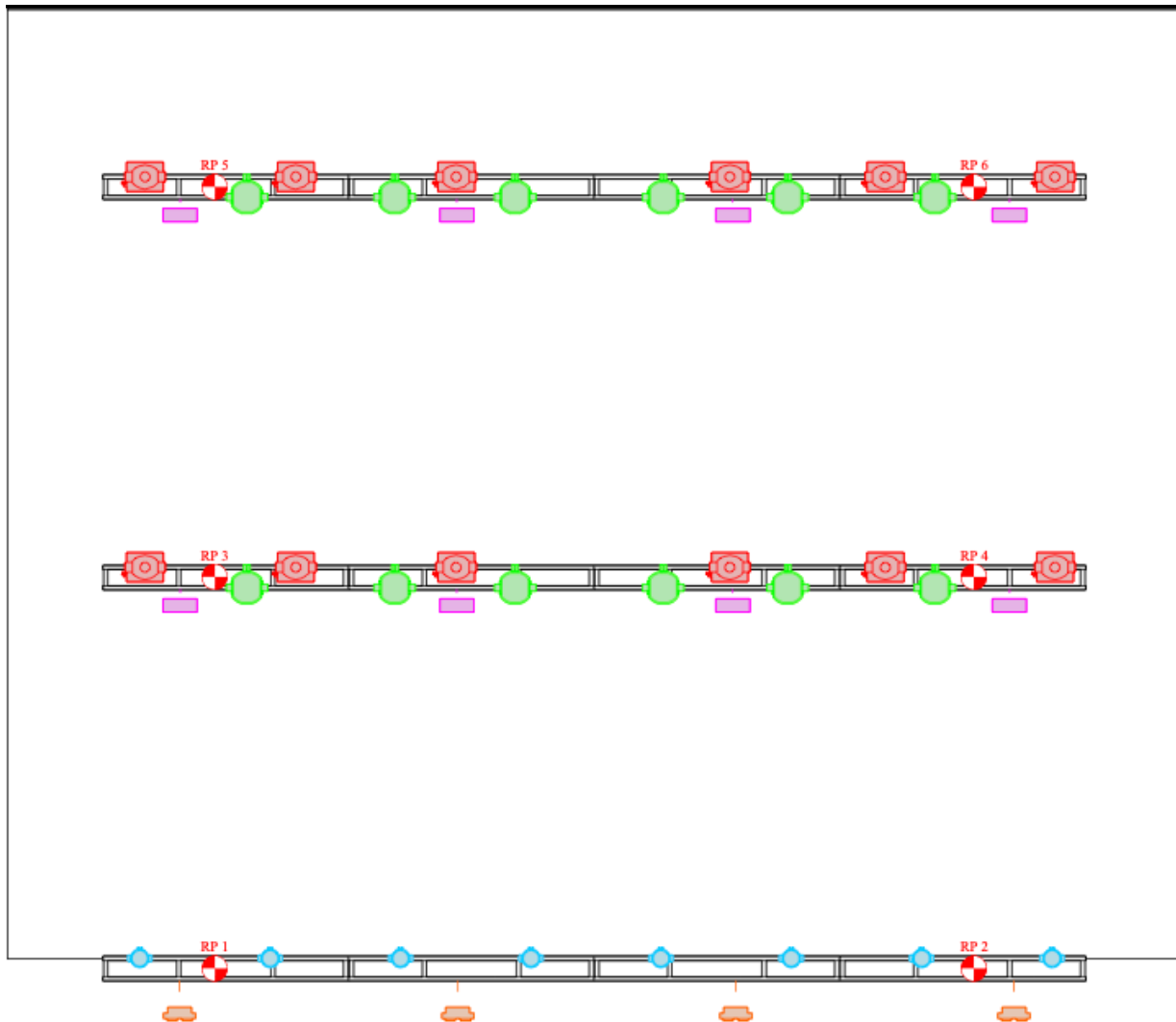
Includes all rigging, motor hoists, bumpers, cabling, tablet PC.

HHA PA Q Lights and Sound








Legend				
Symbol	Name	Count	Wattage	Lamp
	Blinder 4-lite	4	427	LED 3200K
	MAC Aura	8	260	LED
	Atomic 3000	8	3600	XOP 7-OF
	SolaWash 37	12	680	LED
	VL3000 Spot	12	1280	MSR1200 SA

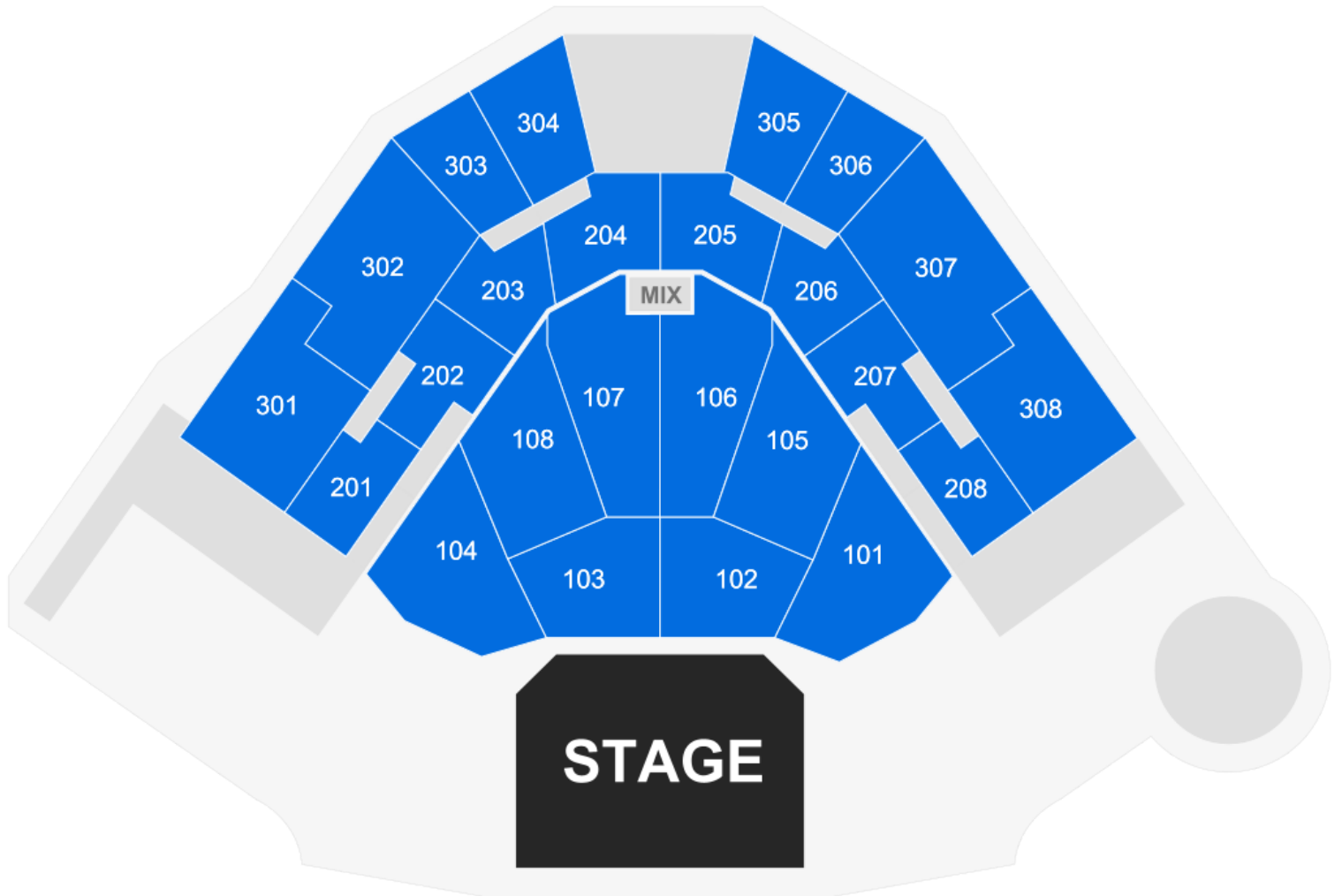
HHA PA Q Lights and Sound



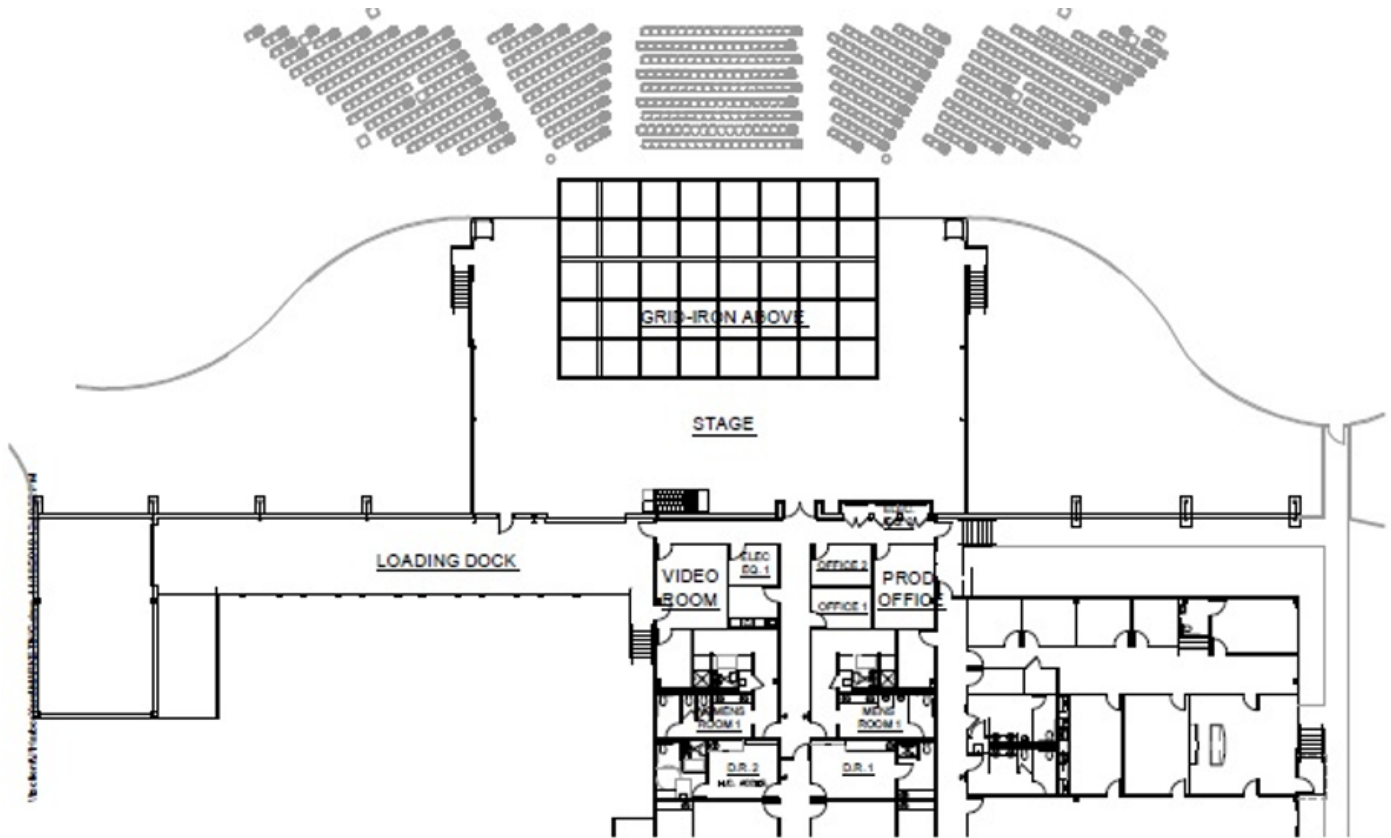
Legend

Symbol	Name	Count	Wattage	Lamp
	Blinder 4-lite	4	427	LED 3200K
	MAC Aura	8	260	LED
	Atomic 3000	8	3600	XOP 7-OF
	SolaWash 37	12	680	LED
	VL3000 Spot	12	1280	MSR1200 SA

Seating Information



Stage Diagram



Rigging Information

Grid Height: 51' from stage surface to bottom of steel.

Grid Spacing: 8'X 8' bays.

Grid Size: 64'X 64' – with approx. 8' overhanging the DSE.

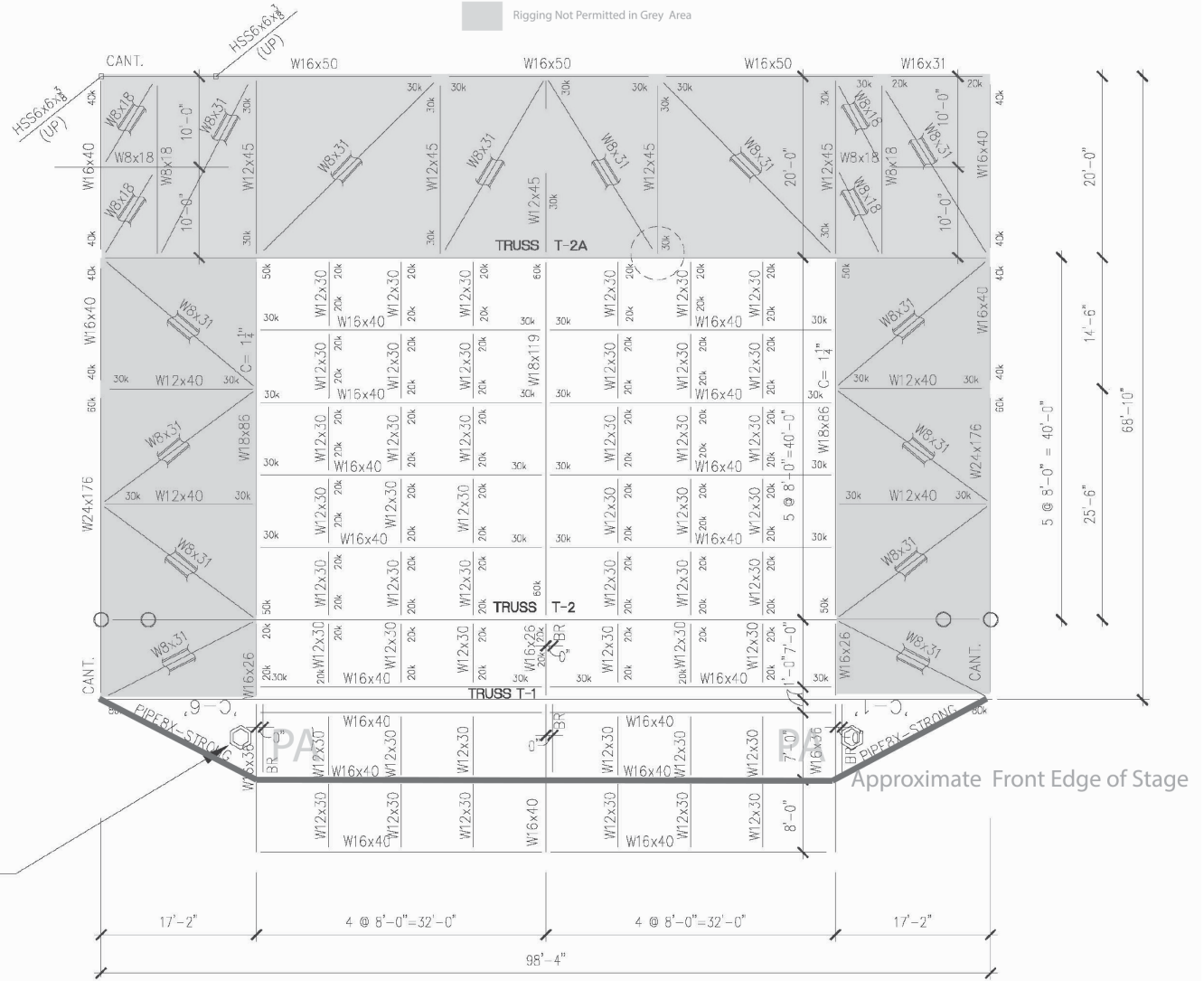
The Grid was designed with 81 load points (the corners of each bay) each with the capacity to hold 2,500 Lbs. simultaneously. For a total uniform load of 202,500 Lbs. Concentrated loads of up to a 5,000Lbs.-point, in any individual bay, may be accommodated, provided adjacent or nearby bays remain unloaded.

Baskets and Bridling may be attached anywhere along a grid beam. Bridles may run cross-stage or up and downstage, as per the preference of the tour.

Pre-Approval from the engineer has been given to accommodate an 8000 Lbs. concentrated loading in the downstage left and right bays, to facilitate the hanging of the Main PA. These bays being right at the front edge of the stage to allow for stage level hanging of the PA, leaving a row of bays downstage of that, as well as the bays in between the PA, to accommodate a downstage lighting truss with a total weight of 5000 Lbs. or less. The combined weight of PA and Lighting in the downstage two rows of grid (the “Cantilever”) should not exceed 21,000 Lbs. in this scenario.

Production rigging can ONLY be hung from the rigging grid itself, building trusses adjacent to, as well as diagonal bracing of the grid and building can NOT be used to support production rigging.

Show Grid



Backstage Information

Amenities- Up Stage Center

Dressing Rooms (6)

DR 1 – 11.5' wide X 16.5' deep

DR 2 – 11.5' wide X 13.5' deep (ADA accessible bathroom & shower)

DR 3 – 11.5' wide X 16.5' deep

DR 4 – 11.5' wide X 16.5' deep

DR 5 – 11.5' wide X 16.5' deep

DR 6 – 11.5' wide X 16.5' deep

All dressing rooms are furnished.

All dressing rooms have full length mirrors, small refrigerators, and Flat Screen TV's.

All dressing rooms have full bathrooms with make-up counters and showers.

Production Offices / Multipurpose Rooms (4)

Office 1 – 8' wide X 12' deep

Office 2 – 12' wide X 8' deep

Office 3 – 12' wide X 13.5' deep

Office 4 – 12' wide X 24.5' deep

Crew Bathrooms & Showers

In addition to the bathroom and shower in each dressing room, we provide separate men's and women's facilities for touring crew usage.

Laundry Room

Washers (2) & Dryers (2) for tour use.

Other backstage amenities:

Catering / Hospitality

House kitchen. Large indoor dining room. Outdoor dining patio w/BBQ, SMore's pit and fireplace.

Star Suite (1)

Includes:

Dressing Room w/private full bathroom and shower

Living Room w/fireplace and flat screen TV

Dining Room

Full Kitchen (house chef upon request)

Massage Room

Half Bathroom



Backstage Layout

